


Photovoltaic module HIT™ VBHN285SJ40

Powerful

Industry top-level output for a PV module < 1.6 m²


Compact size

Best fit in portrait due to shorter module length. Less space needed between module rows on flat roofs





Improved shading performance

Featuring 4 shading zones instead of 3



Unique water drainage

on each corner for an improved self-cleaning



285 W

High Efficiency

+

High Performance
at High Temperatures

=

High Power
Generation

QUALITY PROVEN 4 WAYS

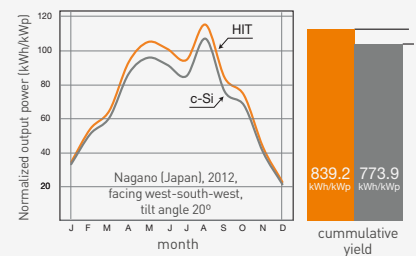
1 Guaranteed by Panasonic

- IEC and over 20 Panasonic internal tests
- 40 years experience, longer than our 25 years Guarantee



3 Higher yield on field test

8% more yield than standard c-Si solar modules



2 Record low claim rate

0.0038% failure rate after more than 10 years experience in Europe (as of Jan.2015)

4 3rd Party verified

- Lifecycle testing (Long-Term-Sequential-Test) by TÜV Rheinland (tested on VBHN240SE10)
- PID-free (by Fraunhofer Institute)

HIT™ is a registered trademark of Panasonic Group.

Electrical data (at STC)

VBHN285SJ40

Max. power (Pmax) [W]	285
Voltage at Max. Power (Vmp)[V]	52.0
Current at Max. Power (Imp)[A]	5.49
Open circuit voltage (Voc) [V]	63.5
Short circuit current (Isc) [A]	5.91
Max. over current rating [A]	15
Production tolerance power [%]	+10/-5 *
Max. system voltage [V]	1000
Max. amount of module in series.	13pcs

Note: Standard Test Conditions: Air mass 1.5; Irradiance = 1000W/m²; cell temp. 25°C
 *All modules measured by Panasonic facilities have an output with positive tolerance.

Temperature characteristics

Temperature (NOCT) [°C]	48.7
Temp. coefficient of Pmax [%/°C]	-0.29
Temp. coefficient of Voc [V/°C]	-0.164
Temp. coefficient of Isc [mA/°C]	0.002

At NOCT (Normal Operating Conditions)

Max. power (Pmax) [W]	221
Max. power voltage (Vmp) [V]	49.2
Max. power current (Imp) [A]	4.50
Open circuit voltage (Voc) [V]	59.5
Short circuit current (Isc) [A]	4.85

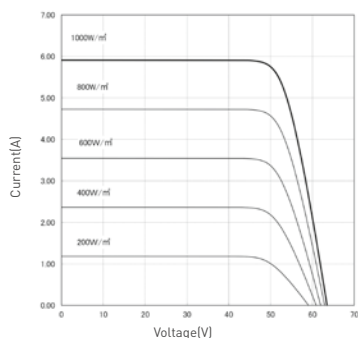
Note: Normal Operating Cell Temp.: Air mass 1.5; Irradiance = 800W/m²; Air temperature 20°C; wind speed 1 m/s

At low irradiance (20%)

Max. power (Pmax) [W]	56.8
Max. power voltage (Vmp) [V]	51.1
Max. power current (Imp) [A]	1.11
Open circuit voltage (Voc) [V]	60.3
Short circuit current (Isc) [A]	1.20

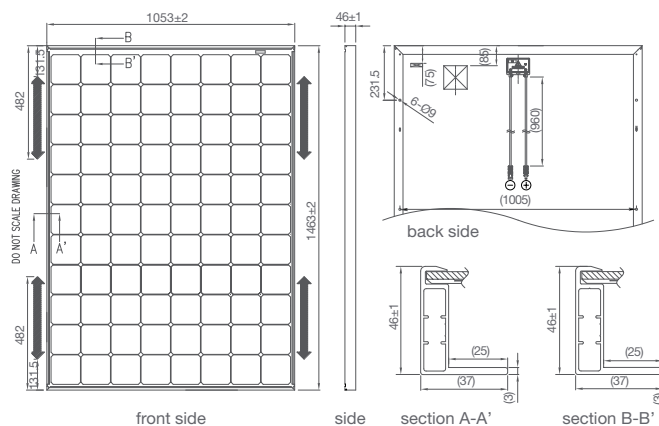
Note: Low irradiance: Air mass 1.5; Irradiance = 200W/m²; cell temp. = 25°C

Dependence on irradiance



Reference data for model VBHN 285SJ40 (Cell temperature: 25°C)

Dimensions and weight



weight: 18 kg
 weight/m²: 11,7 kg/m²
 unit: mm
 Snow and Wind Load : 2400 Pa

Fixing span must be between 600-1100mm

Guarantee

Power output: 10 years (90% of Pmin)
 25 years (80% of Pmin)
 Product workmanship: 10 years (based on guarantee document)

Materials

Cell material: 5 inch photovoltaic cells
 Glass material: AR coated tempered glass
 Frame materials: Black anodized aluminium
 Connectors type: SMK

Certificates



IEC61215
 IEC61730-1
 IEC61730-2



Please consult your local dealer for more information

CAUTION! Please read the installation manual carefully before using the products.

Used electrical and electronic products must not be mixed with general household waste. For proper treatment, recovery and recycling of old products, please take them to applicable collection points in accordance with your national legislation



Panasonic Electric Works Europe AG

Rudolf-Diesel-Ring 2
 83607 Holzkirchen, Germany
 Tel +49(0)8024648-0
 Fax +49(0)8024648-111
 info.solar@eu.panasonic.com

All Rights Reserved © 2015 COPYRIGHT Panasonic Electric Works Europe AG
 Specifications are subject to change without notice.

03/2015